

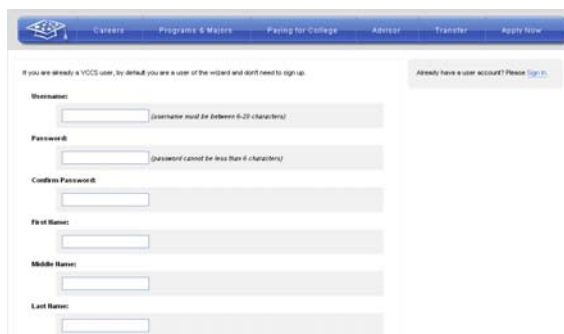
The Virginia Education Wizard has been developed to help students explore careers, find college majors that match their career interests, estimate and compare college costs, find and apply for financial aid and scholarships, plan their transfer from community colleges to four-year institutions, and apply for admission to community colleges. Use the instructions below to create an account and navigate the career section. Use your account to come back to the site anytime to check out the rest of the Wizard.

1. Go to: [www.VaWizard.org](http://www.VaWizard.org)
2. Select [Create an Account](#)
3. Enter a [Username](#) and [Password](#) of your choice. Then enter your [First](#) and [Last Name](#), your [Email Address](#), your [Zip Code](#), and your [Birthday](#).

Student Name: \_\_\_\_\_

User Name: \_\_\_\_\_

Password: \_\_\_\_\_



4. Select the [Careers](#) section from the top menu and then select the [Interest Assessment](#).



5. Read the [Instructions](#) for the interest assessment and then select [Start Assessment](#).

6. Once you have finished the assessment, you will receive an [Interest Type](#). Point your mouse at the interest type to learn what it says about you.



7. Then select on the [Education Level Tabs](#) to view a list of occupations that match your interest type sorted by the amount of education required. Select specific [occupations](#) to learn more about them.

- Review an Occupation Profile for any occupation that you like. From the Occupation Profile page, you can read a [Brief Description](#) of the occupation, find out [What Kind of Education](#) you need and the [Major](#) at a community college (if the occupation requires education beyond high school), get information on [How Much Money](#) you can expect to make, and much more.

There is a chart depicting the [Projected Demand](#) for this occupation over the next 5 years in your region. In addition, the Occupational Profile contains the top 10 largest [Employers](#) for the occupation in your region, a list of [Alternative Occupations](#) and the [Skills and Work Attributes](#) needed.

Employer	Percentage
General Medical and Surgical Hospitals (\$40,970)	10.1%
Offices of Physicians (\$59,170)	7.7%
Outpatient Care Centers (\$58,350)	4.4%
Home Health Care Services (\$56,810)	4.2%
Employment Services (\$56,230)	3.5%
Nursing Care Facilities (\$53,690)	2.3%
Justice, Public Order, and Safety Activities (\$53,244)	2.0%
Accounting, Tax Preparation, Bookkeeping, and Payroll Services (\$53,660)	1.6%
Construction Occupations for the Trades, ECN, BSN	1.4%

- To view another career, simply click the [Go to Interest Assessment Results](#) link.

- Once you have finished reviewing occupations that interest you, select [Values Assessment](#) below the main tool bar.

- Then read the [Instructions](#) and select [Start Assessment](#).

- Remember, you will have to place all 20 cards. When you are finished, each column should contain 4 cards. Select [Next](#) when you have finished.

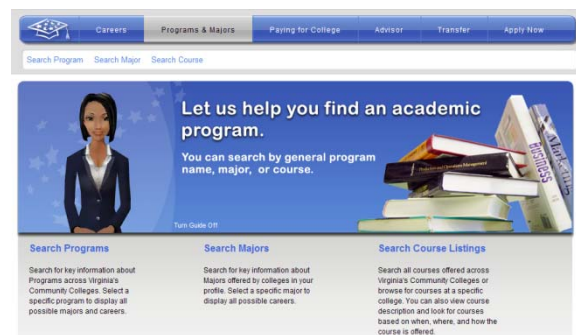
Statement	5 (Most important)	4	3	2	1 (Least important)
I enjoy use of my abilities					
I would not mind giving up a feeling of accomplishment					
I would not mind giving up my autonomy					
I would not mind giving up my social life					
I would not mind giving up my income					

13. Once you have finished the assessment, you will receive a [Work Values Type](#). Point your mouse at the values type. Then select on the [Education Level Tabs](#) to view a list of occupations that match your interest type sorted by the amount of education required. Select [occupations](#) to learn more about them.



14. Select [Combined Assessment Results](#) to see occupations that match both your Interest Assessment Results and your Work Values Assessment Results.

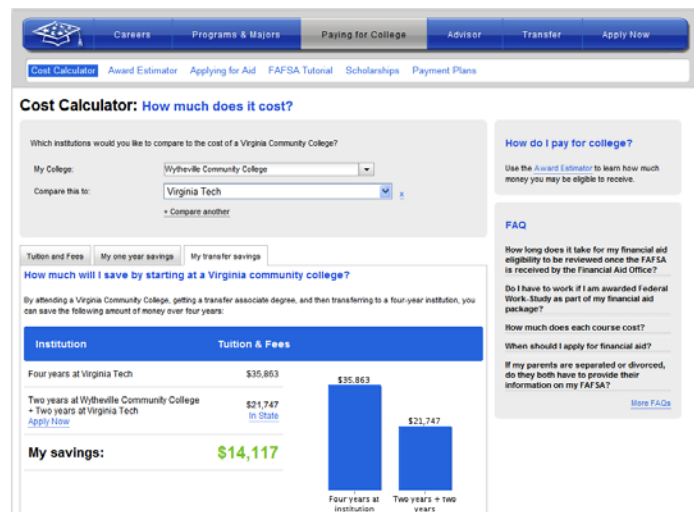
15. In addition to the [Careers](#) section, the Wizard offers additional resources that aid in career and college planning. Explore the [Programs and Majors](#) section of the Wizard to search for educational offerings from any Virginia Community College.



16. Select [Search Programs](#) for key information about Programs across Virginia's Community Colleges. Select a specific program to display all possible majors and careers. Select [Search Majors](#) for key information about Majors offered by colleges in your profile. Select a specific major to display all possible careers.

Select [Search Course Listings](#) for all courses offered across Virginia's Community Colleges or browse for courses at a specific college. You can also view course description and look for courses based on when, where, and how the course is offered.

17. Next, check out the [Paying for College](#) to learn more about funding your education. The [Cost Calculator](#) compares the cost of colleges and university throughout the Commonwealth and calculates potential transfer savings accumulated by starting a baccalaureate degree at a Virginia Community College. The [Award Estimator](#) allows you to create a user-specific and college-specific financial aid award estimate. The [Scholarships](#) tab allows you to search a database of more than 800 scholarships awarded to Virginia Community College students. Finally, you can learn about the [Payment Plans](#) that community colleges offer to help fund your education over the course of the semester.





18. Select [FAFSA Tutorial](#) to watch an on-line tutorial designed to help you apply for and receive financial aid. Chris and Maria explain the step-by-step process for completing the FAFSA (Free Application for Federal Student Aid) that most students need to complete in order to be eligible for financial aid at post-secondary institutions.

19. The Wizard's [Transfer Section](#) allows users planning to obtain a baccalaureate degree to search among hundreds of program-specific [Transfer Agreements](#) that have been formed between individual community colleges and other institutions, search the complete set of [Guaranteed Admission Agreements](#) that exist between Virginia's Community Colleges and more than 25 public and private colleges and universities across Virginia, create a personalized transfer plan with the [Transfer Planner](#) and learn more about the [Transfer Grant](#) program.



20. Be sure to review your profile by selecting the [Profile](#) link in the top right corner of any webpage within the Wizard. The profile contains any careers, majors, colleges, and transfer agreements that you have added while using the Wizard. It may also contain information on your estimated costs and award package. Select on your [Full Profile](#) to add colleges that interest you and view your career assessment results, transfer plans, and any scholarships you may have added to your profile while using the Wizard.



21. Are you ready to apply? The [Apply Now](#) section of the Wizard allows users to apply for admission to any Virginia Community College. Users simply select the college to which they wish to apply and then begin the free application process.

Return to the Wizard as often as you like and login using your username and password.

